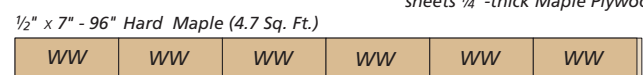
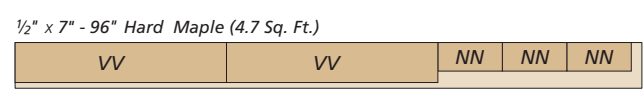
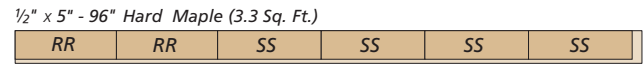
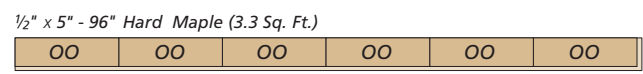
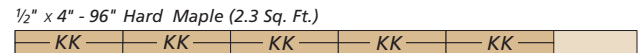
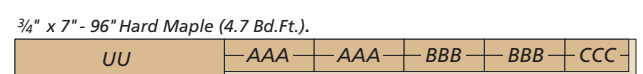
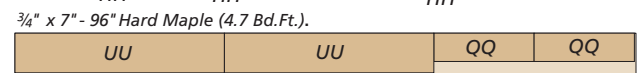
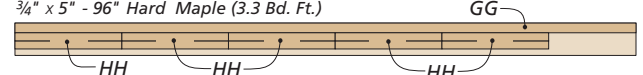
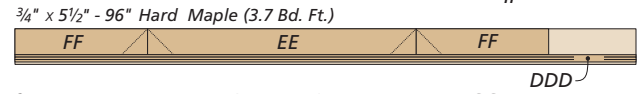
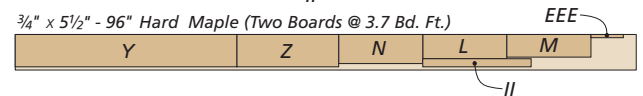
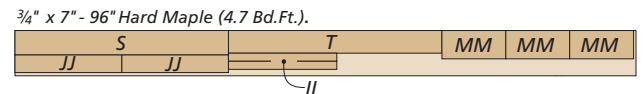
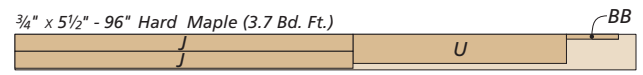
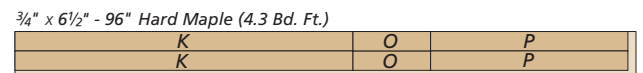
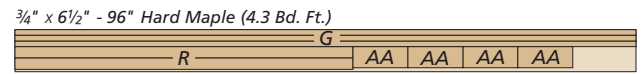
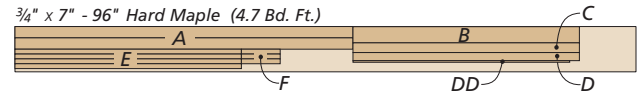


Materials, Supplies, & Cutting Diagram No. 152

High-Style Tall Chest

A	Face Frame Stiles (2)	$\frac{3}{4}$ x 1 $\frac{3}{4}$ - 52 $\frac{1}{4}$
B	Face Frame Top Rail (1)	$\frac{3}{4}$ x 2 $\frac{1}{2}$ - 35
C	Face Frame Bottom Rail (1)	$\frac{3}{4}$ x 1 $\frac{1}{2}$ - 35
D	Face Frame Upper Dividing Rail (1)	$\frac{3}{4}$ x 1 - 35
E	Face Frame Lower Dividing Rails (4)	$\frac{3}{4}$ x $\frac{3}{4}$ - 35
F	Face Frame Vertical Dividers (3)	$\frac{3}{4}$ x $\frac{3}{4}$ - 6
G	Face Frame Bead Trim (5)	$\frac{1}{4}$ x $\frac{7}{8}$ - 96
H	Side Upper Panels (4)	$\frac{1}{4}$ ply. x 5 $\frac{1}{2}$ - 12
I	Side Lower Panels (4)	$\frac{1}{4}$ ply. x 5 $\frac{1}{2}$ - 30 $\frac{1}{2}$
J	Side Front Stiles (2)	$\frac{3}{4}$ x 2 $\frac{5}{8}$ - 52 $\frac{1}{4}$
K	Side Back Stiles (2)	$\frac{3}{4}$ x 3 - 52 $\frac{1}{4}$
L	Side Upper Rails (2)	$\frac{3}{4}$ x 3 $\frac{3}{4}$ - 13
M	Side Middle Rails (2)	$\frac{3}{4}$ x 3 $\frac{1}{2}$ - 13
N	Side Lower Rails (2)	$\frac{3}{4}$ x 4 $\frac{1}{2}$ - 13
O	Side Upper Dividers (2)	$\frac{3}{4}$ x 3 - 12
P	Side Lower Dividers (2)	$\frac{3}{4}$ x 3 - 30 $\frac{1}{2}$
Q	Case Dividers (7)	$\frac{3}{4}$ ply. - 16 $\frac{3}{4}$ x 35 $\frac{1}{2}$
R	Back Stiles (2)	$\frac{3}{4}$ x 1 $\frac{3}{4}$ - 52 $\frac{1}{4}$
S	Back Upper Rail (1)	$\frac{3}{4}$ x 3 $\frac{3}{4}$ - 33
T	Back Middle Rail (1)	$\frac{3}{4}$ x 3 $\frac{1}{2}$ - 33
U	Back Lower Rail (1)	$\frac{3}{4}$ x 4 $\frac{1}{2}$ - 33
V	Back Upper Panel (1)	$\frac{1}{4}$ ply. - 33 x 12
W	Back Lower Panel (1)	$\frac{1}{4}$ ply. - 33 x 30 $\frac{1}{2}$
X	Base Legs (4)	3 x 3 - 16
Y	Base Front/Back Rails (2)	$\frac{3}{4}$ x 5 - 34 $\frac{1}{4}$
Z	Base Side Rails (2)	$\frac{3}{4}$ x 5 - 15 $\frac{3}{4}$
AA	Base Corner Blocks (4)	$\frac{3}{4}$ x 4 $\frac{1}{2}$ - 9
BB	Base Cleats (2)	$\frac{3}{4}$ x 1 $\frac{3}{8}$ - 4
CC	Top Center Panel (1)	$\frac{3}{4}$ ply. - 16 $\frac{1}{4}$ x 33 $\frac{1}{2}$
DD	Top Panel Edging (1)	$\frac{3}{4}$ x $\frac{1}{4}$ - 33 $\frac{1}{2}$
EE	Top Frame Front (1)	$\frac{3}{4}$ x 4 - 41 $\frac{1}{2}$
FF	Top Frame Sides (2)	$\frac{3}{4}$ x 4 - 20 $\frac{1}{2}$
GG	Cove Molding (1)	$\frac{3}{4}$ x 1 $\frac{1}{2}$ - 96
HH	Side Drawer Guides (10)	$\frac{3}{4}$ x 1 $\frac{1}{4}$ - 16 $\frac{1}{2}$
II	Center Drawer Guides (3)	$\frac{3}{4}$ x 1 $\frac{1}{4}$ - 16 $\frac{3}{4}$
JJ	Bottom Drawer Spacers (2)	1 x 2 $\frac{3}{4}$ - 16 $\frac{1}{2}$
KK	Side Drawer Kickers (10)	$\frac{1}{2}$ x 1 $\frac{7}{8}$ - 16 $\frac{1}{2}$
LL	Center Drawer Kickers (3)	$\frac{1}{2}$ x 2 $\frac{1}{2}$ - 16 $\frac{3}{4}$
MM	Small Drawer Fronts (3)	$\frac{3}{4}$ x 4 $\frac{3}{8}$ - 9 $\frac{7}{8}$
NN	Small Drawer Backs (3)	$\frac{1}{2}$ x 4 $\frac{3}{8}$ - 9 $\frac{7}{8}$
OO	Small Drawer Sides (6)	$\frac{1}{2}$ x 4 $\frac{3}{8}$ - 15 $\frac{7}{8}$
PP	Small Drawer Bottoms (3)	$\frac{1}{4}$ ply. - 15 $\frac{3}{4}$ x 9 $\frac{3}{8}$
QQ	Medium Drawer Fronts (2)	$\frac{3}{4}$ x 4 $\frac{3}{8}$ - 15 $\frac{1}{2}$
RR	Medium Drawer Backs (2)	$\frac{1}{2}$ x 4 $\frac{3}{8}$ - 15 $\frac{1}{2}$
SS	Medium Drawer Sides (4)	$\frac{1}{2}$ x 4 $\frac{3}{8}$ - 15 $\frac{7}{8}$
TT	Medium Drawer Bottoms (2)	$\frac{1}{4}$ ply. - 15 $\frac{3}{4}$ x 15
UU	Large Drawer Fronts (3)	$\frac{3}{4}$ x 6 $\frac{1}{8}$ - 32 $\frac{3}{8}$
VV	Large Drawer Backs (3)	$\frac{1}{2}$ x 6 $\frac{1}{8}$ - 32 $\frac{3}{8}$
WW	Large Drawer Sides (6)	$\frac{1}{2}$ x 6 $\frac{1}{8}$ - 15 $\frac{7}{8}$
XX	Large Drawer Bottoms (3)	$\frac{1}{4}$ ply. - 15 $\frac{3}{4}$ x 31 $\frac{7}{8}$
YY	Drawer Stops (11)	$\frac{3}{4}$ x $\frac{3}{4}$ - 4
ZZ	Door Panels (4)	$\frac{1}{4}$ ply. - 5 $\frac{7}{16}$ x 9 $\frac{7}{8}$
AAA	Door Stiles (4)	$\frac{3}{4}$ x 2 $\frac{1}{2}$ - 13 $\frac{7}{8}$
BBB	Door Rails (4)	$\frac{3}{4}$ x 2 $\frac{1}{2}$ - 12 $\frac{7}{16}$
CCC	Door Dividers (2)	$\frac{3}{4}$ x 2 $\frac{1}{2}$ - 9 $\frac{7}{8}$
DDD	Door/Side Bead Trim (6)	$\frac{1}{4}$ x $\frac{3}{8}$ - 96
EEE	Door Cleat (1)	$\frac{3}{4}$ x $\frac{1}{2}$ - 5

- (13) $\frac{1}{4}$ "-dia. Oil-Rubbed Bronze Knobs w/Screws
- (2 pr.) 2" Bronze No-Mortise Hinges w/Screws
- (48) Nylon Stem Bumpers
- (2) Brass Ball Catches
- (10) #8 x 1 $\frac{1}{4}$ " Fh Woodscrews
- (8) #8 x 1 $\frac{3}{4}$ " Fh Woodscrews
- (4) #8 x 2" Fh Woodscrews



ALSO NEEDED: 20 Sq. Ft Bird's-Eye Maple Veneer

ALSO NEEDED: Two - 48" x 96" sheets $\frac{3}{4}$ "-thick Maple Plywood

ALSO NEEDED: Two - 48" x 96" sheets $\frac{1}{4}$ "-thick Maple Plywood