

Materials, Supplies, & Cutting Diagram No. 153

Knock-Down Cherry Bookshelf

A	Side Bottom Rails (2)	$\frac{3}{4}$ x 6 $\frac{1}{2}$ - 6 $\frac{3}{4}$	N	Top (1)	1 x 14 - 48
B	Side Top Rails (2)	$\frac{3}{4}$ x 3 - 6 $\frac{3}{4}$	O	Middle Shelves (3)	$\frac{3}{4}$ x 12 $\frac{5}{8}$ - 43 $\frac{1}{2}$
C	Side Middle Rails (6)	$\frac{3}{4}$ x 3 - 6 $\frac{3}{4}$	P	Middle Shelves Back Rails (3)	$\frac{3}{4}$ x 3 - 43 $\frac{1}{2}$
D	Filler Strips (16)	$\frac{1}{4}$ x $\frac{1}{2}$ - 6 $\frac{3}{4}$	Q	Middle Shelves Front Rails (3)	$\frac{3}{4}$ x 1 $\frac{1}{4}$ - 43 $\frac{1}{2}$
E	Short Spindles (16)	$\frac{1}{2}$ x $\frac{1}{2}$ - 10 $\frac{1}{2}$	R	Bottom Shelf (1)	$\frac{3}{4}$ x 12 $\frac{5}{8}$ - 43 $\frac{3}{8}$
F	Long Spindles (16)	$\frac{1}{2}$ x $\frac{1}{2}$ - 12 $\frac{1}{2}$	S	Bottom Shelf Back Rail (1)	$\frac{3}{4}$ x 1 $\frac{7}{8}$ - 43 $\frac{3}{8}$
G	Side Stiles (4)	1 x 3 - 62 $\frac{1}{2}$			
H	Upper Frame Front (1)	$\frac{3}{4}$ x 3 - 43 $\frac{1}{2}$			
I	Upper Frame Back (1)	$\frac{3}{4}$ x 3 - 43 $\frac{1}{2}$			
J	Upper Frame Sides (2)	1 x 3 - 11 $\frac{5}{8}$			
K	Lower Frame Front (1)	$\frac{3}{4}$ x 4 $\frac{3}{4}$ - 43 $\frac{1}{2}$			
L	Lower Frame Back (1)	$\frac{3}{4}$ x 4 $\frac{5}{8}$ - 43 $\frac{1}{2}$			
M	Lower Frame Sides (2)	1 x 4 $\frac{5}{8}$ - 11 $\frac{1}{4}$			

- (20) $\frac{1}{4}$ "-20 x 2" Connector Bolts
- (4) $\frac{1}{4}$ "-20 Cap Nuts
- (16) $\frac{1}{4}$ "-20 Hex-Drive Threaded Inserts
- (4) Tabletop Fasteners
- (4) Cabinet Levelers
- (4) #8 x 1 $\frac{1}{2}$ " Rh Woodscrews

1" x 5 $\frac{1}{4}$ " - 72" Cherry (3.3 Bd. Ft.)




1" x 5 $\frac{1}{4}$ " - 72" Cherry (3.3 Bd. Ft.)



1" x 5 $\frac{1}{4}$ " - 72" Cherry (3.3 Bd. Ft.)



1" x 7 $\frac{1}{4}$ " - 72" Cherry (Two boards @ 4.5 Bd. Ft. each)



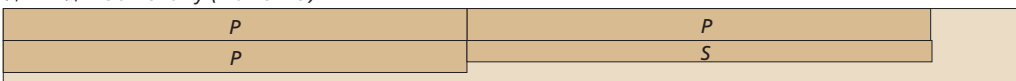
$\frac{3}{4}$ " x 7 $\frac{1}{4}$ " - 96" Cherry (4.8 Bd. Ft.)




$\frac{3}{4}$ " x 7 $\frac{1}{4}$ " - 96" Cherry (4.8 Bd. Ft.)



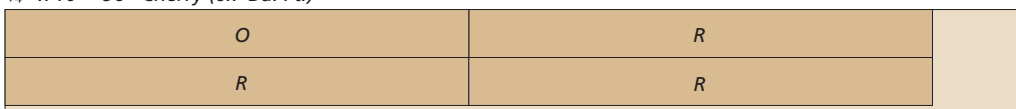
$\frac{3}{4}$ " x 7 $\frac{1}{4}$ " - 96" Cherry (4.8 Bd. Ft.)



$\frac{3}{4}$ " x 10" - 96" Cherry (Two boards @ 6.7 Bd. Ft. each)



$\frac{3}{4}$ " x 10" - 96" Cherry (6.7 Bd. Ft.)



$\frac{3}{4}$ " x 10" - 48" Cherry (3.3 Bd. Ft.)

