

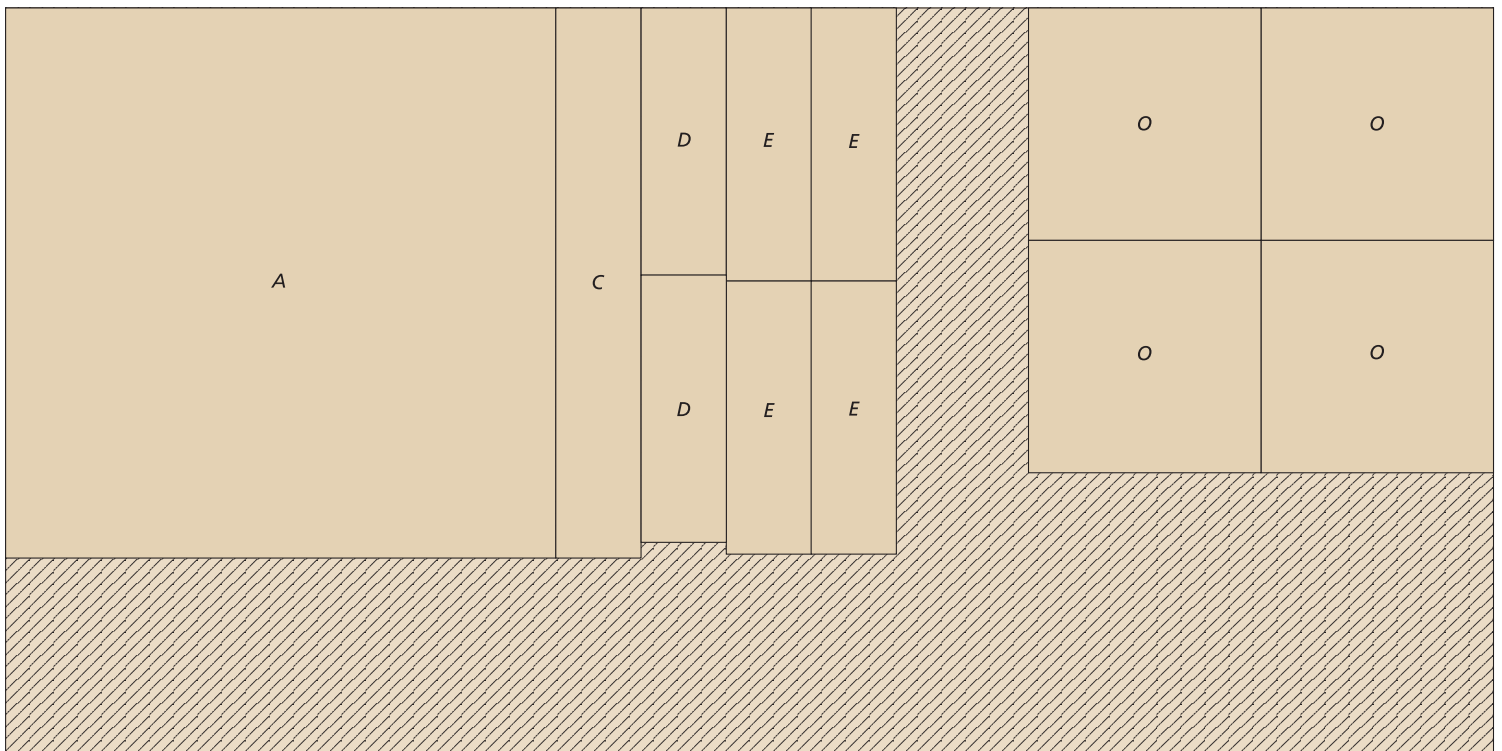
Materials, Supplies, & Cutting Diagram No. 156

Glass-Top Coffee Table

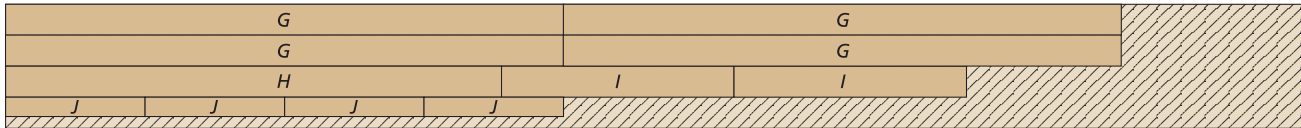
A Case Bottom (1)	$\frac{3}{4}$ ply. - 35 $\frac{1}{2}$ x 35 $\frac{1}{2}$	M Base Rails (4)	$\frac{3}{4}$ x 2 - 31 $\frac{1}{2}$
B Case Bottom Edging (4)	$\frac{1}{4}$ x $\frac{3}{4}$ - 38 rgh.	N Panel Support Pieces (4)	$\frac{3}{4}$ x $\frac{1}{2}$ - 64 rgh.
C Case Long Divider (1)	$\frac{3}{4}$ ply. - 35 x 5 $\frac{1}{2}$	O Top Panels (4)	$\frac{3}{4}$ ply. - 15 x 15
D Case Short Dividers (2)	$\frac{3}{4}$ ply. - 17 $\frac{1}{4}$ x 5 $\frac{1}{2}$		
E Case Sides (4)	$\frac{3}{4}$ ply. - 17 $\frac{5}{8}$ x 5 $\frac{1}{2}$		
F Case Edging (1)	$\frac{1}{4}$ x $\frac{3}{4}$ - 50 rgh.		
G Top Frame Sides (4)	$1\frac{1}{4}$ x 2 - 36		
H Top Frame Long Divider (1)	$1\frac{1}{4}$ x 2 - 32		
I Top Frame Short Dividers (2)	$1\frac{1}{4}$ x 2 - 15		
J Leg Core (4)	$1\frac{1}{4}$ x $1\frac{1}{4}$ - 9		
K Leg Left Half (4)	$\frac{3}{4}$ x 2 - 9		
L Leg Right Half (4)	$\frac{3}{4}$ x $1\frac{3}{4}$ - 9		

- (4) Metal Corner Brackets
- (4) $\frac{1}{4}$ "-20 x 2" Hanger Bolts
- (4) $\frac{1}{4}$ "-20 Wing Nuts
- (4) $\frac{3}{4}$ -dia. Nylon Glides
- (4) $\frac{1}{4}$ "-thick Glass Panels
- (16) #8 x $1\frac{1}{4}$ " Fh Woodscrews
- (12) #8 x 2" Fh Woodscrews
- (8) #10 x $\frac{5}{8}$ " Ph Woodscrews

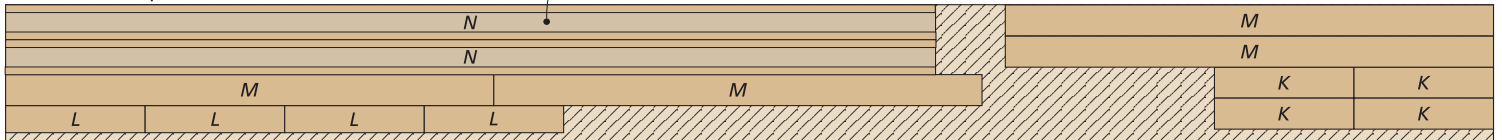
$\frac{3}{4}$ " x 48" - 96" Maple plywood



$1\frac{3}{4}$ " x 8" - 84" Maple (9.3 Bd. Ft.)



$\frac{3}{4}$ " x 9" - 96" Maple (6 Bd. Ft.)



$\frac{3}{4}$ " x 2" - 60" Maple (0.83 Bd. Ft.)



ALSO NEEDED: A scrap of $\frac{1}{4}$ " hardboard for splines