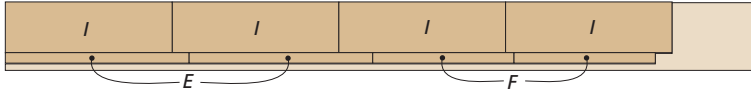


Materials, Supplies, & Cutting Diagram No. 157

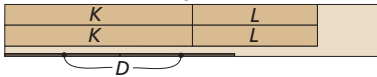
Countertop Wine Rack

A	Case Side Panels (2)	$\frac{3}{4}$ ply. - 11 x 13 $\frac{5}{16}$	J	Divider Center Vertical Slats (3)	$\frac{1}{2}$ x 4 $\frac{7}{8}$ - 11 $\frac{3}{4}$
B	Case Top Panel (1)	$\frac{3}{4}$ ply. - 11 x 16 $\frac{5}{8}$	K	Base Front/Back Aprons (2)	$\frac{3}{4}$ x 2 - 18
C	Case Bottom Panel (1)	$\frac{3}{4}$ ply. - 10 $\frac{3}{4}$ x 16 $\frac{5}{8}$	L	Base Side Aprons (2)	$\frac{3}{4}$ x 2 - 12
D	Side Panel Edging (4)	$\frac{1}{8}$ x $\frac{3}{4}$ - 11	M	Base Panel (1)	$\frac{3}{4}$ ply. - 11 x 17
E	Case Top/Bottom Front Trim (2)	$\frac{1}{2}$ x 1 - 17 $\frac{5}{8}$	N	Back Panel (1)	$\frac{1}{4}$ ply. - 13 $\frac{5}{16}$ x 17 $\frac{3}{8}$
F	Case Sides Front Trim (2)	$\frac{1}{2}$ x 1 - 13 $\frac{9}{16}$			
G	Top (1)	1 x 12 $\frac{5}{8}$ - 19 $\frac{1}{8}$			
H	Divider Front/Back Vertical Slats (6)	$\frac{1}{2}$ x 2 - 11 $\frac{3}{4}$			
I	Divider Horizontal Slats (4)	$\frac{1}{2}$ x 4 $\frac{7}{8}$ - 16			


$\frac{3}{4}$ " x 6 $\frac{1}{2}$ " - 72" Cherry (3.3 Bd. Ft.)



$\frac{3}{4}$ " x 5" - 36" Cherry (1.3 Bd. Ft.)



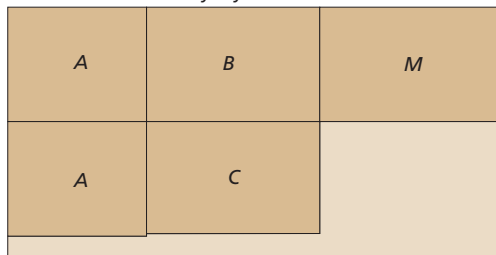
$\frac{3}{4}$ " x 6 $\frac{1}{2}$ " - 60" Cherry (2.7 Bd. Ft.)



1" x 5" - 60" Cherry (2.6 Bd. Ft.)



$\frac{3}{4}$ " - 24" x 48" Cherry Plywood



$\frac{1}{4}$ " - 24" x 24" Cherry Plywood

